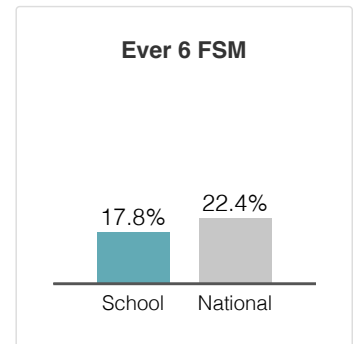
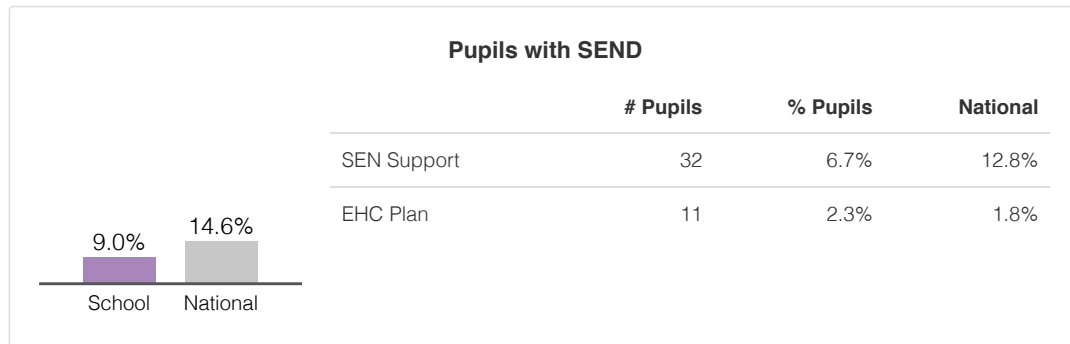
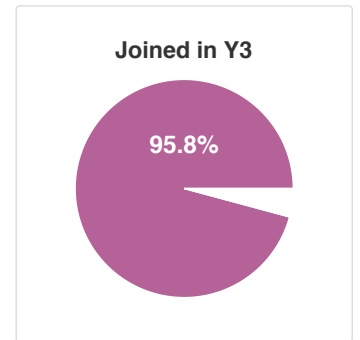
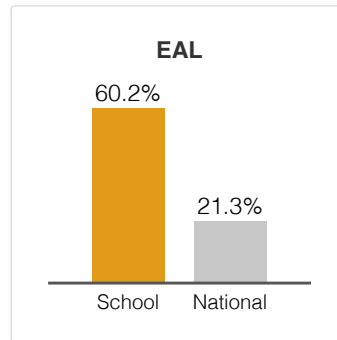
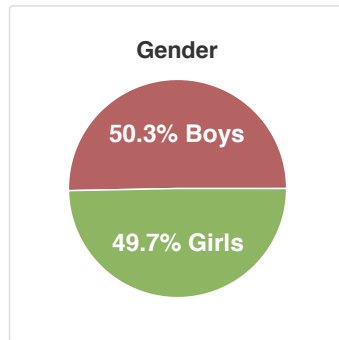
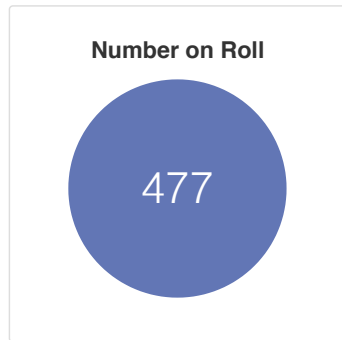


Raglan Junior School

Demographics 2020-2021



Year Groups

| Year Group | Pupils | Boys | Girls | EAL | Summer Born | Ever 6 FSM | SEN Support | EHC Plan |
|------------|--------|------|-------|-----|-------------|------------|-------------|----------|
| Year 3 | 122 | 56 | 66 | 76 | 52 | 19 | 5 | 1 |
| Year 4 | 119 | 63 | 56 | 70 | 56 | 24 | 9 | 1 |
| Year 5 | 120 | 60 | 60 | 77 | 52 | 20 | 8 | 5 |
| Year 6 | 116 | 61 | 55 | 64 | 43 | 22 | 10 | 4 |