

The Raglan Schools

*A Federation of Raglan Infant
and Junior Schools*



Draft Pupil Premium 2019-20

Author	Carolyn Ruff
Source of Policy	Own
Date Issued	November 2019
Date ratified by Governing Body	FGB 4 Dec 2019
Committee	Full Governing Body
Review Date	October 2019

Pupil Premium at The Raglan Schools 2019/20

The Raglan Schools are determined and committed to providing all pupils with the best education possible; assisting all to achieve the very best they can.

The Pupil Premium grant is used strategically to support targeted pupils to achieve this aim in a number of ways:

- Assuring quality first teaching for all pupils
- High quality professional development for staff
- Targeting support for pupils who require a more personalised curriculum or intervention to access learning
- Support towards school visits, extra-curricular activities and wrap-around care.

Background

The Pupil Premium is a government initiative, which provides additional funding in schools in order to raise the attainment of disadvantaged pupils and thus close the gap between them and their peers.

The government has used pupils entitled to free school meals (FSM), looked after pupils and service pupils as indicators of deprivation.

Currently, a fixed amount of funding is provided for each child registered as eligible for free school meals at any point in the last 6 years:

£1,320 for pupils in reception to year 6. Schools will also receive £2,300 for each pupil who has left local authority care because of one of the following:

- Adoption
- Special guardianship order
- A child arrangement order

Pupils who have been in local authority care for one day or more also attract £2,300 of pupil Premium money.

How well did disadvantaged pupils achieve in 2018/19?

Based on data from Fischer Family Trust

Year 6

Context: There were 118 pupils in Year 6 of these 19 (16%) Pupil premium . Of these pupils, 3 (16%) were identified as having Special Needs and/or disability. 2 (10%) pupils were either Looked-After or now adopted or in a Special Guardianship. Twelve pupils (63%) had English as an Additional Language and 7 pupils (36%) joined the school in the last two years.

Prior Attainment is middle to low for PP children in this cohort when compared to non-PP.

Prior Attainment (FFT)	PP children (19)	non-PP children (99)
------------------------	------------------	----------------------

High prior attainment	2 (10%)	44 (45%)
Middle prior attainment	14 (74%)	45 (46%)
Low prior attainment	2 (10%)	6 (6%)
Unknown prior attainment	1(5%)	

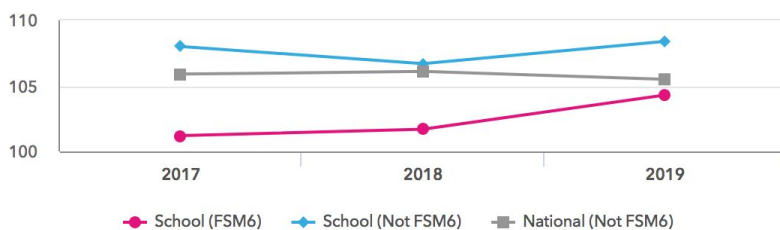
Results for Y6 show

SS / % achieved expected standard	PP	School Non-PP	Nat Non-PP
Reading	104.3/86%	108.4/89%	105.5/78%
Writing	100.4/74%	104.3/89%	102.9/83%
Maths	101.6/63%	106.5/80%	106.1/84%

In Reading 86 % of Pupil Premium pupils achieved Age Related Expectations (ARE) they had a scaled score of 104.3. This compares to 89% Raglan Non-pupil Premium and 108.4 scaled score and 78% and a scaled score of 105.5 for Non- Pupil premium nationally. In Reading the FFT data shows that the standardised score for School PP is broadly in line with National non-PP pupils and there has been an improvement in attainment and progress to narrow the gap .

KS2 attainment for disadvantaged pupils 2019

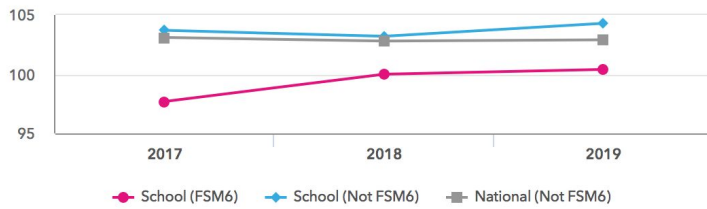
Scaled Score Reading



In Writing 74 % of Pupil Premium pupils achieved Age Related Expectations (ARE) they had a scaled score of 100.4. This compares to 89% Raglan Non-pupil Premium and 104.3 scaled score and 83% and a scaled score of 102.9 for Non- Pupil premium nationally. In Writing the FFT data shows that the standardised score for School PP is broadly in line with National non-PP pupils and again there has been a positive trend to narrow the gap in scaled scores between School PP and National non-PP pupils .

KS2 attainment for disadvantaged pupils 2019

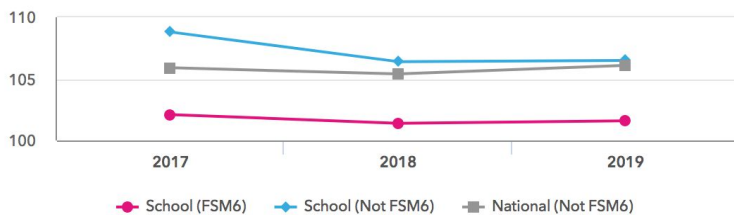
Scaled Score Writing



In Maths 63 % of Pupil Premium pupils achieved Age Related Expectations (ARE) they had a scaled score of 101.6. This compares to 80% Raglan Non-pupil Premium and 106.5 scaled score and 84% and a scaled score of 106.1 for Non- Pupil premium nationally. In Maths the FFT data shows that the standardised score for School PP is broadly in line with National non-PP pupils but there has been a slight downward trend in attainment and progress. This is in line with the whole school trend. Data shows that there were three PP groups that did less well than Non-PP children, these were boys (9:54) with an attainment gap of -6.9, children identified as lower attainers (2:6) with an attainment gap of -7.3 and ethnic groups not white (11:42) with an attainment gap of -8.9.

KS2 attainment for disadvantaged pupils 2019

Scaled Score Maths



Year 2

Data is from INSIGHT and based on SAT TA.

Context: There were 18 PP out of 118 (15%) in Year 2, five of these children joined in the past two years. Of the 18 pupils none were identified as having Special Needs and/or disability and no pupils were Looked-After or now adopted or in a Special Guardianship. 15 pupils (83%) have English as an Additional Language.

Prior Attainment is middle to low for PP children in this cohort when compared to non-PP.

Prior Attainment (INSIGHT/EYFS)	PP children (18)	non-PP children (101)
High prior attainment	0	11 (11%)
Middle prior attainment	9 (50%)	70 (69%)
Low prior attainment	4 (22%)	20 (20%)

Unknown prior attainment	5 (28%)	
---------------------------------	---------	--

% achieved expected standard TA/SS	PP	School Non-PP	Nat Non-PP(2018)
Reading	50%/99.2	81%/103.9	78%
Writing	56%	80%	73%
Maths	56%/100.2	82%/104	79%

In Reading, 50% of School Pupil Premium children achieved ARE compared to 81% School Non-PP and 78% National Non-PP (2018). This is an improvement compared to the 47% School Pupil Premium children who achieved ARE 2018. There is no significant difference in the SS scores of School PP and Non-PP children. Of the 9 PP children not achieving ARE 8 (89%) had EAL and 3(33%) had joined in the previous year.

In Writing, 56% of PP children achieved ARE compared to 80% School Non-PP and 73% National Non-PP (2018). This is an improvement compared to the 33% School Pupil Premium children who achieved ARE 2018. Of the 8 PP children not achieving ARE 7 (88%) have EAL and 3(38%) had joined the school in the previous year.

In Maths 56% of Pupil Premium children achieved ARE compared to 82% School Non-PP and 79% National Non-PP (2018). This is an improvement compared to the 47% School Pupil Premium children who achieved ARE 2018. There is no significant difference in the SS of School PP and Non-PP children. Of the 8 PP children not achieving ARE 6 (75%) have EAL and 2(25%) had joined the school in the previous year.

How much funding will Raglan receive for Pupil Premium?

The number of pupils who are eligible for PP funding is falling from 132 (15.7%) in April 2017 to 118 (14%) in September 2018 and is currently 114 (13.6%) from Pupils in R -Y6 2019. The school has seen a reduction of £23,050 of Pupil Premium funding over the last three years

£169,030 in April 2019

£175,560 in April 2018

£192,080 in April 2017

Action & Expenditure Plan 2019/20

Aspect/Project	Costs	Objective	Outcomes
Leadership	£75,267	<ul style="list-style-type: none"> ● 1 dedicated part-time AHT appointed to ensure high quality, appropriate provision for PP and LAC ● AHTs across all phases to analyse the progress of PP children ● Adjustments to provision ● Additional non-contact time for other leaders including SENCo ● Support for teachers including CPD 	<p>Clear picture of progress for PP pupils</p> <p>Attainment gap between Raglan PP pupils and national non-PP pupils narrows</p> <p>Provision is adapted at timely intervals to meet needs</p> <p>Staff show a great understanding and awareness of key groups</p>
Interventions led by teachers/AHT		<ul style="list-style-type: none"> ● Deliver objective-led interventions in all phases ● Additional Maths Teacher (AHT) for Year 2 and 6 to create smaller maths groups ● Additional English group in Year 4 to support low attainment in writing. ● 4 P/T cover teachers leading intervention (Reading/Writing/Maths) groups 	<p>Narrow the attainment gap for PP pupils and non-PP pupils</p>
Interventions led by teaching assistants	£30,653	<p>Regular, early interventions for targeted pupils:</p> <ul style="list-style-type: none"> ● Deliver LASS intervention ● Deliver 5 minute box ● Deliver Better Reading Partners ● Deliver First Class at Number ● Deliver Year 6 Boosters in Maths and Writing ● Deliver Tiger Team intervention ● Deliver Nessy ● Deliver Oral to Written ● Deliver Talk Boost ● Delivered extra guided reading sessions ● Deliver First Class at Writing ● Deliver Breaking Barriers ● Deliver Project X ● Deliver Dynamo Maths 	<p>Narrow the gap in achievement for PP pupils and non-PP pupils</p>
Reading Books for FSM pupils	£2,000	<ul style="list-style-type: none"> ● Purchase books for FSM children to have to build a collection of books at home 	<p>Foster a love of reading and improve reading attainment for FSM pupils</p>
Additional	£6000	<ul style="list-style-type: none"> ● 1:1 or group tuition for identified pupils, including Third Space 	<p>Narrow the gap for PP pupils in</p>

Tuition		Learning (Maths tutoring) across Y5 and Year 6	Maths
Breakfast Club	£7,500	<ul style="list-style-type: none"> • Provide free places at breakfast club • Provide additional resources • Provide additional staff 	Narrow the gap in attendance and punctuality between PP and non-PP pupils especially in Juniors
Wrap-around Care for LAC	£5130	<ul style="list-style-type: none"> • Provide free places for LAC pupils at After-school wrap-around care 	Financial support for parents with wrap around care, where necessary
Educational Visits	£7000	<ul style="list-style-type: none"> • Subsidise educational visits 	<p>Increase number of visits and opportunities to benefit learning</p> <p>Support parents financially with contributions</p>
Residential Visit	£3640	<ul style="list-style-type: none"> • Subsidise the residential visit for PP pupils 	<p>Number of PP pupils attending is in line with non-PP pupils</p> <p>Increase confidence, problem solving and team skills</p>
Extra-Curricular activities	£6000	<ul style="list-style-type: none"> • Provide free places for PP pupils at extra-curricular clubs 	Increase number of PP pupils accessing clubs and activities - a higher % of PP children to access clubs compared with non-PP children
Music Lessons	£3000	<ul style="list-style-type: none"> • Provide free individual and group music lessons 	<p>Identify musical aptitude in PP children and target them with specific musical opportunities</p> <p>Increase number of PP pupils accessing music lessons</p> <p>Develop musical ability and skills</p>
Support for personal development, well-being and mental health	£14,740	<ul style="list-style-type: none"> • Weekly HEWS practitioner based in school to offer support for pupils and families • Weekly Play therapy based in school offering support to pupils 	PP pupils supported through the two services, supporting personal development and well-being
Additional EP assessments	£2600	<ul style="list-style-type: none"> • Additional EP time for PP pupils 	<p>Accelerated assessments to aid planning for further progress</p> <p>More PP pupils with access to EP, where appropriate</p>
Access to quality CPD for staff	£5500	<ul style="list-style-type: none"> • Access to quality CPD and support for staff 	Teaching continues to be consistently good or outstanding across the schools
TOTAL	£169,000		

